



Note!

Please note that this image is a general representation of the product and may differ slightly from your product.

Note!

Please note that during storage and transportation, especially at high ambient temperature, some of the oil and grease used for assembling may leak and stain the packaging. This is in no way detrimental to the product, wipe off the excessive oil/grease with a cloth.

Note!

Before installing this product, check the contents of the kit. If anything is missing, please contact an Öhlins dealer.

Kit Contents

| Description | Part No | Pcs |
|----------------|----------|-----|
| Shock absorber | IN524 | 2 |
| Sticker Öhlins | 00192-01 | 2 |
| Sticker Öhlins | 01185-01 | 2 |
| Sticker Öhlins | 01185-04 | 2 |
| C-spanner | 60710-01 | 2 |
| Owner's manual | 07241-02 | 1 |

Warning!

Before installing this product, read the Öhlins Owner's Manual. The shock absorber is an important part of your vehicle and will affect the stability.

Shock Absorber for Indian Scout

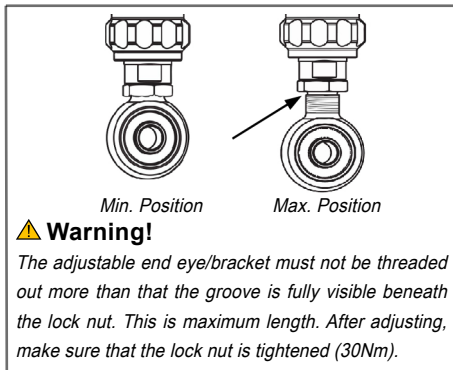
IN 524

Mounting Instructions

ADJUSTMENTS

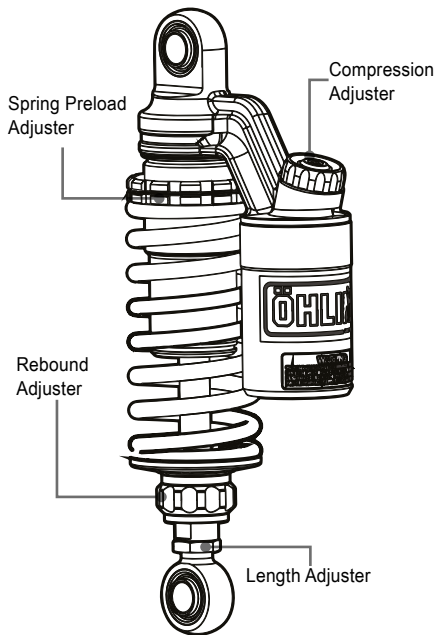
⚠ Warning!

Before riding, always make sure that the basic settings made by Öhlins are according to recommended Set-up Data. Read about adjustments and setting up in the Öhlins Owner's Manual before you make any adjustments. Contact an Öhlins dealer if you have any questions about setting up.



⚠ Warning!

The adjustable end eye/bracket must not be threaded out more than that the groove is fully visible beneath the lock nut. This is maximum length. After adjusting, make sure that the lock nut is tightened (30Nm).



SET-UP DATA

Recommended set-up

| | |
|---------------------------|-----------|
| Spring Preload | 30 mm |
| Compression Adjuster..... | 15 Clicks |
| Rebound Adjuster | 12 Clicks |

Spring

| | |
|--------------------------------|----------|
| Part No | 60281-30 |
| Free spring length | 180 mm |
| Spring rate..... | 41N/mm |
| Preload adjustment range | [0-53]mm |

Shock absorber data

| | |
|--------------|--------------------------------------|
| Length | 293 ⁺⁶ / ₋₄ mm |
| Stroke | 44 mm |

👁 Öhlins products are subject to continuous improvement and development, therefore, although these instructions include the most up-to-date information available at the time of printing, minor updates may occur.

To find the latest information contact an Öhlins distributor. Please contact Öhlins if you have any questions regarding the contents in this document.



Part no. MI_IN524_EN_0
Issued 2015-07-16

© Öhlins Racing AB. All rights reserved. Any reprinting or unauthorized use without the written permission of Öhlins Racing AB is prohibited.

Öhlins Racing AB
Box 722
SE-194 27 Upplands Väsby,
Sweden Phone +46 8 590 025 00
fax +46 8 590 025 80

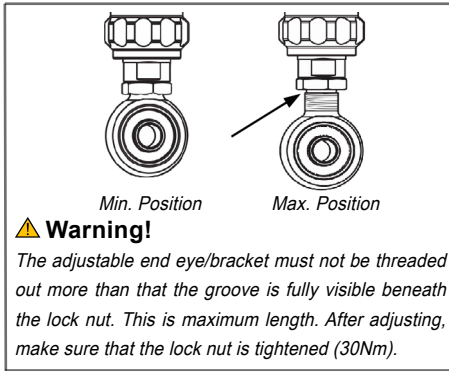


www.ohlins.com

ADJUSTMENTS

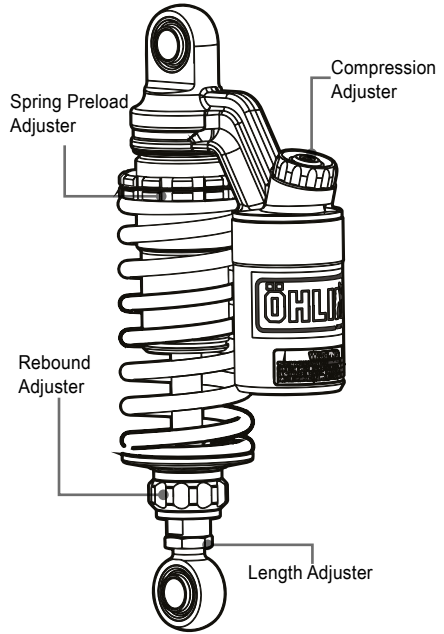
⚠ Warning!

Before riding, always make sure that the basic settings made by Öhlins are according to recommended Set-up Data. Read about adjustments and setting up in the Öhlins Owner's Manual before you make any adjustments. Contact an Öhlins dealer if you have any questions about setting up.



⚠ Warning!

The adjustable end eye/bracket must not be threaded out more than that the groove is fully visible beneath the lock nut. This is maximum length. After adjusting, make sure that the lock nut is tightened (30Nm).



SET-UP DATA

Recommended set-up

| | |
|---------------------------|-----------|
| Spring Preload | 30 mm |
| Compression Adjuster..... | 15 Clicks |
| Rebound Adjuster | 12 Clicks |

Spring

| | |
|--------------------------------|----------|
| Part No | 60281-30 |
| Free spring length | 180 mm |
| Spring rate..... | 41N/mm |
| Preload adjustment range | [0-53]mm |

Shock absorber data

| | |
|--------------|--------------------------------------|
| Length | 293 ⁺⁶ / ₋₄ mm |
| Stroke | 44 mm |

👁 Öhlins products are subject to continuous improvement and development, therefore, although these instructions include the most up-to-date information available at the time of printing, minor updates may occur.

To find the latest information contact an Öhlins distributor. Please contact Öhlins if you have any questions regarding the contents in this document.

Part no. MI_IN524_EN_0
Issued 2015-07-16

© Öhlins Racing AB. All rights reserved. Any reprinting or unauthorized use without the written permission of Öhlins Racing AB is prohibited.

Öhlins Racing AB
Box 722
SE-194 27 Upplands Väsby,
Sweden Phone +46 8 590 025 00
fax +46 8 590 025 80





Note!

Please note that this image is a general representation of the product and may differ slightly from your product.

Note!

Please note that during storage and transportation, especially at high ambient temperature, some of the oil and grease used for assembling may leak and stain the packaging. This is in no way detrimental to the product, wipe off the excessive oil/grease with a cloth.

Note!

Before installing this product, check the contents of the kit. If anything is missing, please contact an Öhlins dealer.

Kit Contents

| Description | Part No | Pcs |
|----------------|----------|-----|
| Shock absorber | IN524 | 2 |
| Sticker Öhlins | 00192-01 | 2 |
| Sticker Öhlins | 01185-01 | 2 |
| Sticker Öhlins | 01185-04 | 2 |
| C-spanner | 60710-01 | 2 |
| Owner's manual | 07241-02 | 1 |

Warning!

Before installing this product, read the Öhlins Owner's Manual. The shock absorber is an important part of your vehicle and will affect the stability.

Shock Absorber for Indian Scout

IN 524

Mounting Instructions