

SR3106 - KR3106

PORTAPACCO SPECIFICO - SPECIFIC HOLDER - PORTE-PAQUET SPÉCIFIQUE - SPEZIFISCHER TRÄGER - PORTA-EQUIPAJE ESPECÍFICO - TRANSPORTADOR ESPECÍFICO

SUZUKI

BURGMAN 125 - 200 ABS

(2014)

N°	Descrizione	Caratteristiche	Codice	Quantità
1	Supporto - Support Support - Halterung Soporte - Apoio	-	GL1354DX GL1354SX	2 (Dx;Sx)
2	Supporto - Support Support - Halterung Soporte - Apoio	-	GL1355P	1
3	Vite - Screw Vis - Schraube Tornillo - Parafuso	TEF M8x40	840TEF	1
4	Vite - Screw Vis - Schraube Tornillo - Parafuso	TEF M8x55	855TEF	2
5	Vite - Screw Vis - Schraube Tornillo - Parafuso	TCEI M6x25	625TCE	4
6	Distanziale - Spacer Entretoise - Distanzstueck Distanciador - Espaçador	Ø20x15 Foro 10,5mm	C20L15F10,5T	2
7	Distanziale - Spacer Entretoise - Distanzstueck Distanciador - Espaçador	Ø18x18 Foro 8,5mm	C18L18F8,5T	1
8	Mousse	(25x3x280)mm	-	1
9	Particolari Inclusi Nel Kit Viteria Della Piastra Components Included In The Fitting Kit Of The Plate Pièces Incluses Dans Le Kit De Vis De La Platine Die Einzelnen Teile Sind Bei Montagekit Der Platte Enthalten Despieces Incluidos En El Kit De Anclajes De La Parrilla	-	-	-

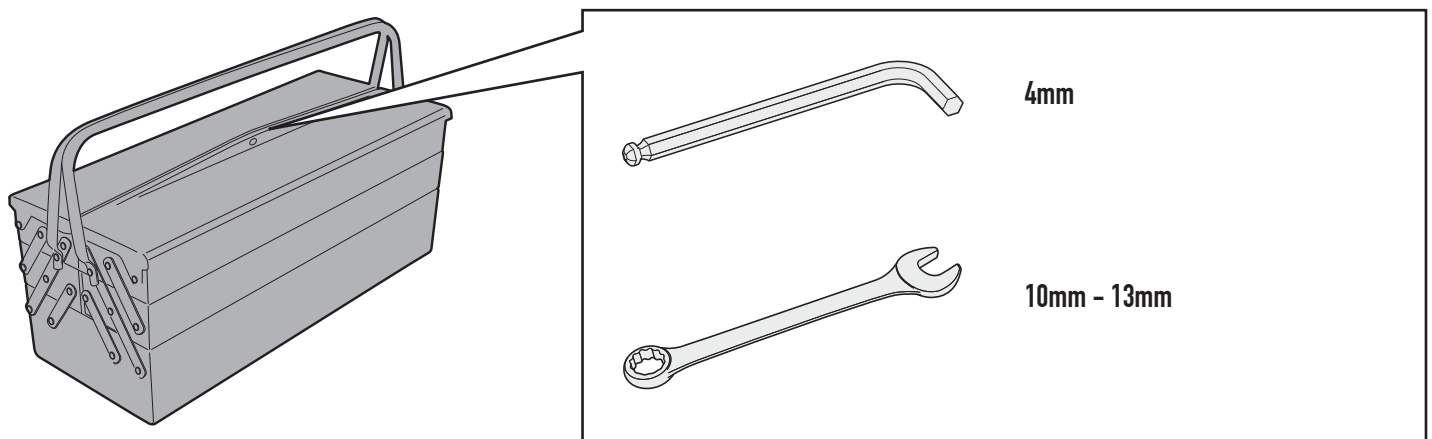
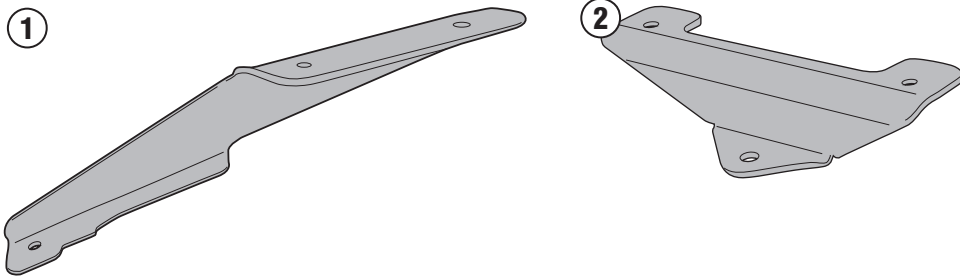
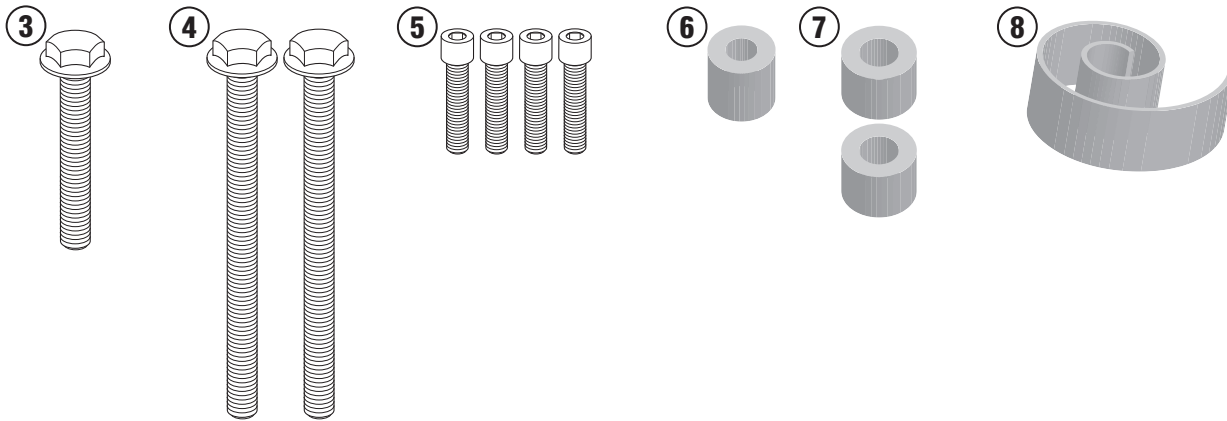
SR3106 - KR3106

PORTAPACCO SPECIFICO - SPECIFIC HOLDER - PORTE-PAQUET SPÉCIFIQUE - SPEZIFISCHER TRÄGER - PORTA-EQUIPAJE ESPECÍFICO - TRANSPORTADOR ESPECÍFICO

SUZUKI

BURGMAN 125 - 200 ABS

(2014)



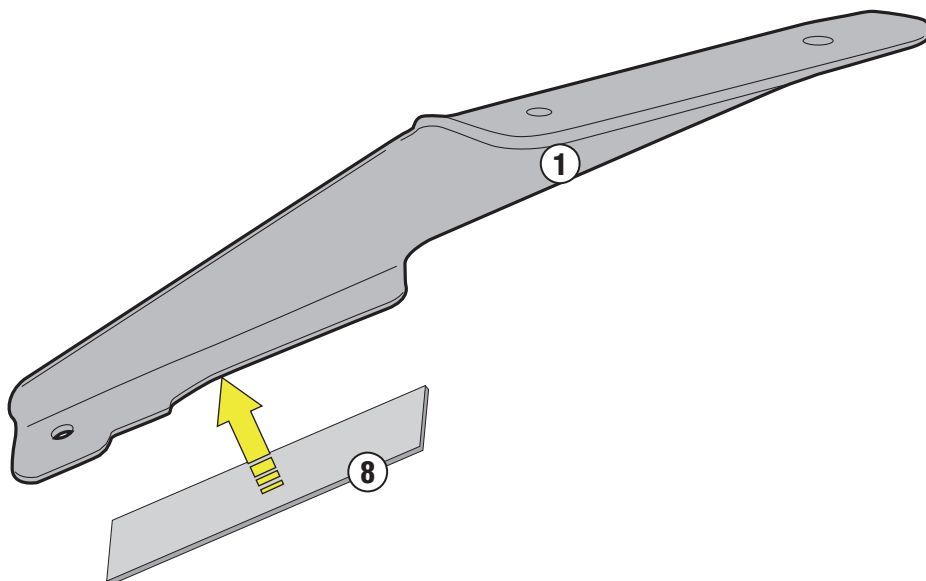
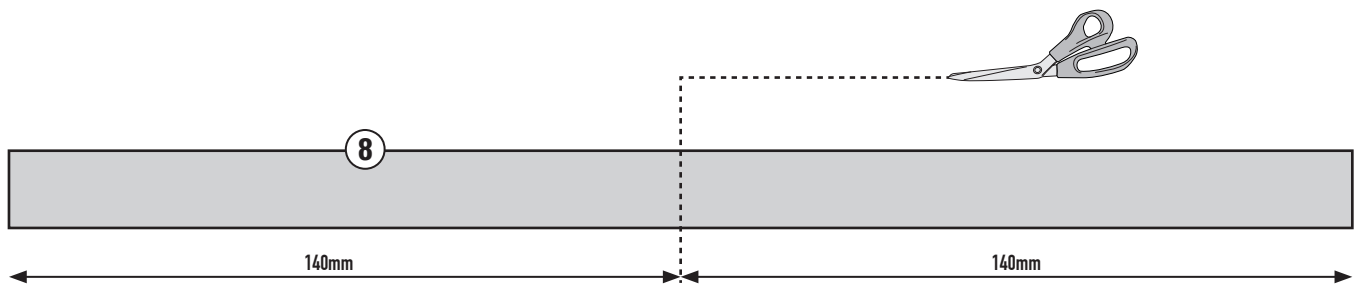

SR3106 - KR3106

PORTAPACCO SPECIFICO - SPECIFIC HOLDER - PORTE-PAQUET SPÉCIFIQUE - SPEZIFISCHER TRÄGER - PORTA-EQUIPAJE ESPECÍFICO - TRANSPORTADOR ESPECÍFICO

SUZUKI

BURGMAN 125 - 200 ABS

(2014)



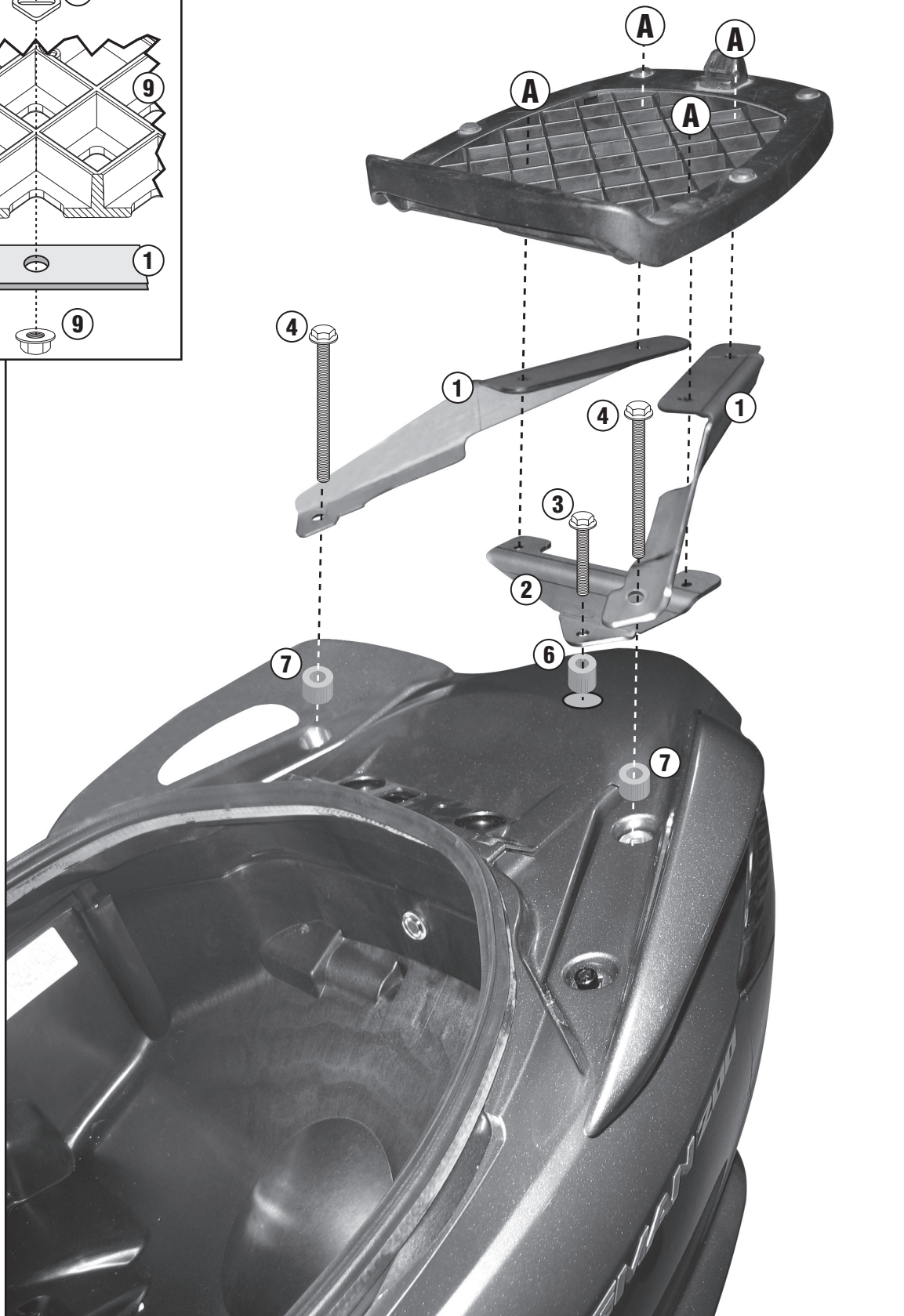
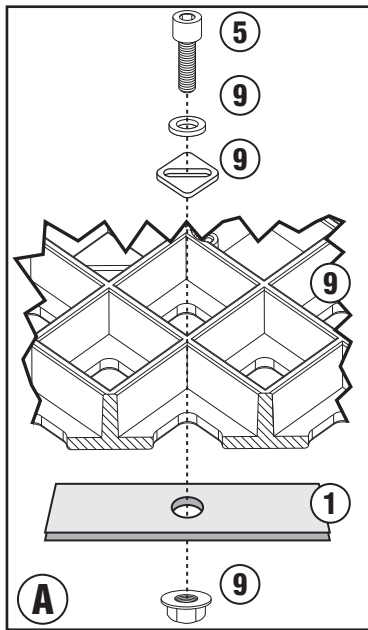
SR3106 - KR3106

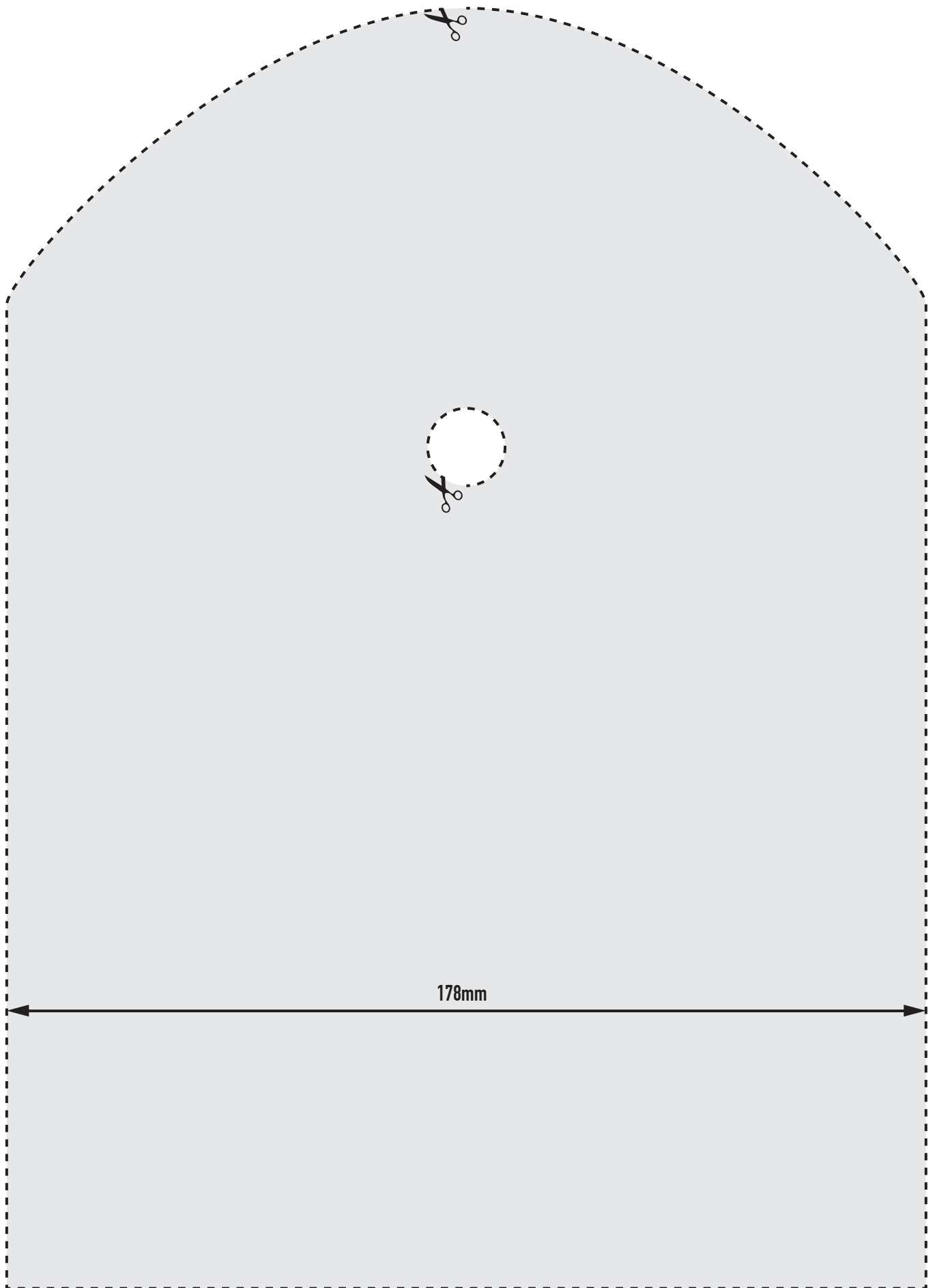
PORTAPACCO SPECIFICO - SPECIFIC HOLDER - PORTE-PAQUET SPÉCIFIQUE - SPEZIFISCHER TRÄGER - PORTA-EQUIPAJE ESPECÍFICO - TRANSPORTADOR ESPECÍFICO

SUZUKI

BURGMAN 125 - 200 ABS

(2014)





178mm

. PRIMA DI FORARE VERIFICARE CHE LA DIMA CORRISPONDA ALLE MISURE INDICATE

. BEFORE DRILLING HOLES CHECK THAT MEASURES ON TEMPLATE CORRESPOND

. AVANT DE PERCER CONTROLER QUE LE GABARIT CORRESPOND AUX MESURES INDIQUEE

. BEVOR DER KOFFERDECKEL DURCHBOHRT WIRD, PRÜFEN SIE DAß DIE SCHABLONE DEN GEGEBENEN ABMESSUNGEN ENTSPRICHT

. ANTES DE HACER LOS AGUJEROS COMPROBAR LAS MEDIDAS DE LA PLANTILLA CORRESPONIENTE