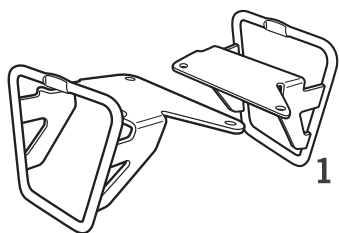


# SHAD

## BENELLI LEONCINO 502i '17-'19

### KIT CAFE RACER B0LN57SR



1 262383 x1 →  
262384 x1 ←



2 303045 x4  
Ø8



3 304169 x4  
M8 x 50 Din 7380



4 260954 x4  
Ø14 Ø9 x 16

### ! WARNING!

GB

Do not fully tighten the screws until it is ensured that the KIT is correctly attached and aligned.

E

No apretar los tornillos del todo hasta asegurarse que el KIT está correctamente colocado y alineado.

D

Ziehen Sie die Schrauben nicht ganz fest, bevor Sie sich nicht vergewissert haben, daß der Bausatz korrekt eingestellt und ausgerichtet ist.

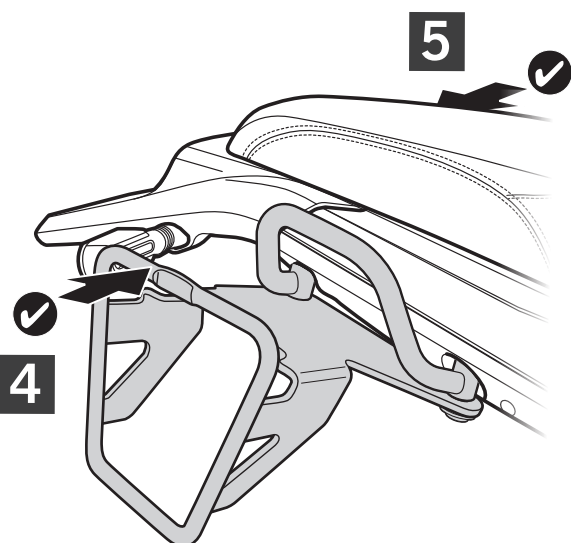
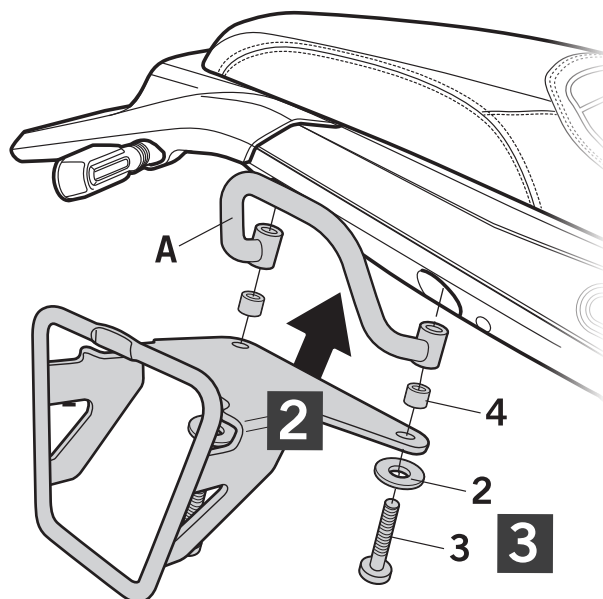
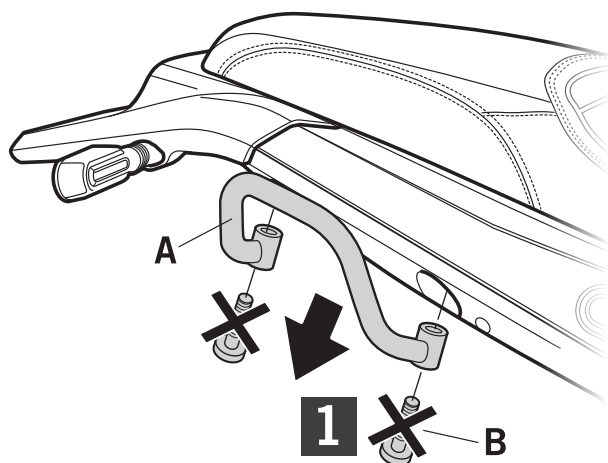
I

Non stringere del tutto le viti fin tanto non si è sicuri che il kit è collocato correttamente e allineato.

F

Ne pas serrer les vis avant d'être sûr que le KIT est correctement monté et ajusté.

ATTENTION: For a full equip assembly, mount the Cafe Racer before the Top master.



CAFE RACER  
+  
TOP MASTER

[www.shad.es](http://www.shad.es)

REF. 500479 Edición 1ª

IMPORTANT: Based on European models. For compatibility with models in other continents, check [www.shad.es](http://www.shad.es)